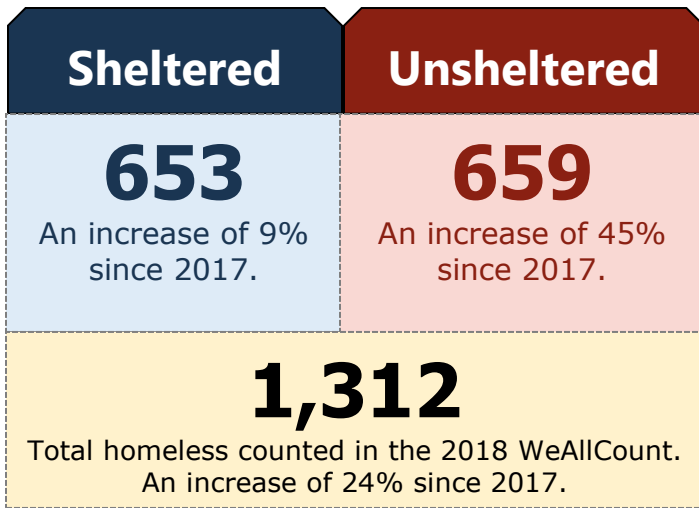


2018 WeAllCount

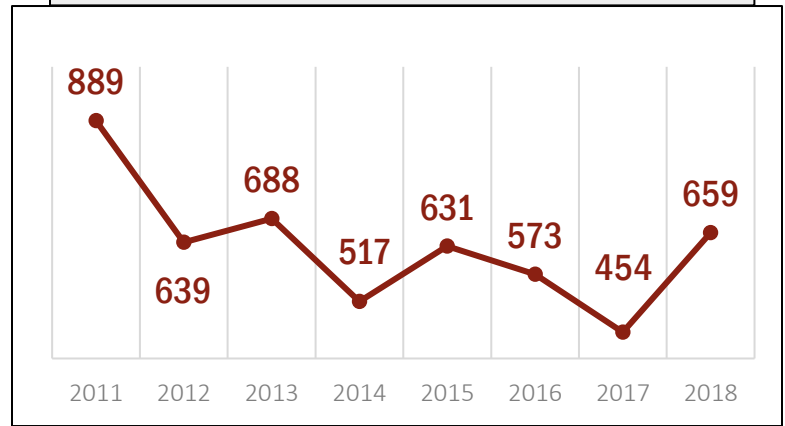
Data & Results: Veterans

The WeAllCount, led by the Regional Task Force on the Homeless (RTFH), is how San Diego County determines how many homeless individuals and families we have in the San Diego Continuum of Care (CoC) on any given night. This snapshot allows the region to make informed decisions about our county and work toward sustainable solutions to homelessness.

2018 WeAllCount Totals

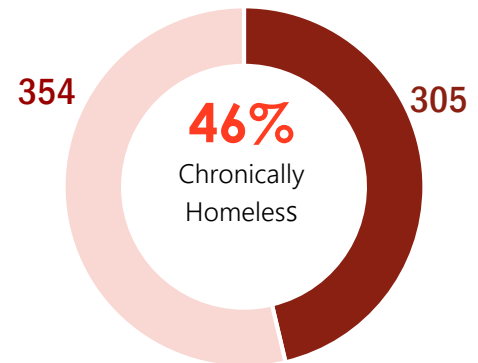


Veteran Homelessness Trends



Trends in Veteran Healthcare Services

Breakdown	2018	% of Unsheltered Veterans
Chronically Homeless Veterans	305	46%
VA Medical/Health Care Services	221	34%
Receives VA Compensation or Pension	124	19%



■ Chronically Homeless Veteran ■ Non-Chronic Veteran

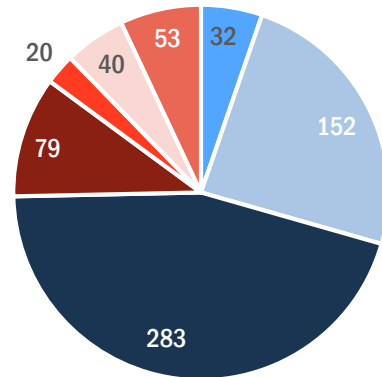


There was a 45% increase in unsheltered homeless veterans and a 10% decrease in chronically homeless veterans from 2017 to 2018.

2018 WeALLCount Data & Results: Veterans

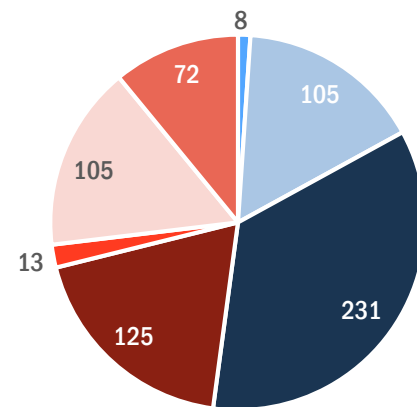
YEAR ENTERED MILITARY SERVICE

1950-1963 (Korean War)	5%
1964-1975 (Vietnam War)	23%
1976-1990 (Post-Vietnam)	43%
1991-2001 (Persian Gulf)	12%
2002-2003 (Afghanistan)	3%
2004-present (Iraq)	6%
Did Not Know/Refused	8%



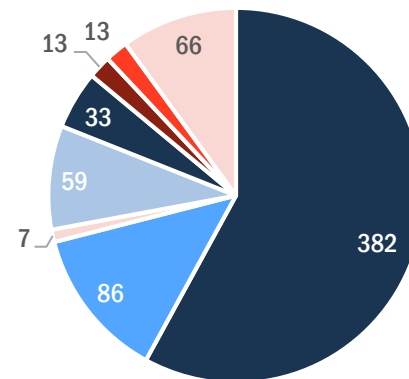
YEAR DISCHARGED FROM MILITARY SERVICE

1950-1963 (Korean War)	1%
1964-1975 (Vietnam War)	16%
1976-1990 (Post-Vietnam)	35%
1991-2001 (Persian Gulf)	19%
2002-2003 (Afghanistan)	2%
2004-present (Iraq)	16%
Did Not Know/Refused	6%



NATURE OF DISCHARGE

Honorable	58%
General	13%
Medical	1%
Other than Honorable	9%
Dishonorable	5%
Bad Conduct	2%
Uncharacterized	2%
Non-Response	11%



SAN DIEGO
Regional Task Force
on the Homeless

4699 Murphy Canyon Road • San Diego, CA
92123

www.rtfhsd.org • More information on the 2018



WeAllCount report

