

2016 WeALLCount

Data & Results: Veterans



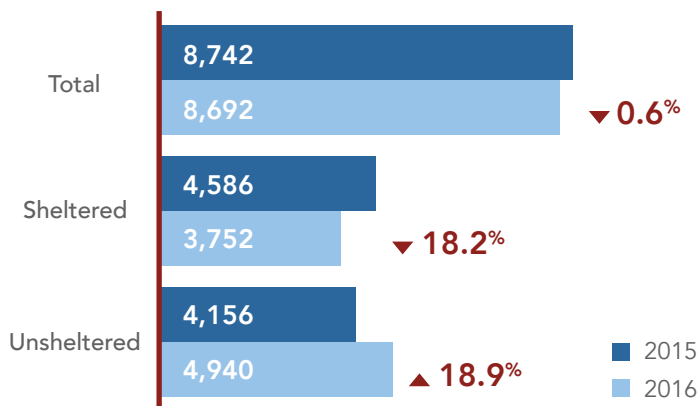
Homelessness IS solvable.

The Homeless Point-in-time Count, led by the Regional Task Force on the Homeless (RTFH), is how we determine how many homeless individuals and families we have in the San Diego Continuum of Care (CoC) on any given night. This snapshot allows the region to make informed decisions about our county and work toward sustainable solutions to homelessness.

The count results in approximately \$16 Million in federal funding (HUD) for local homeless services. These organizations provide services for the thousands of individuals and families who experience homelessness annually in our region.

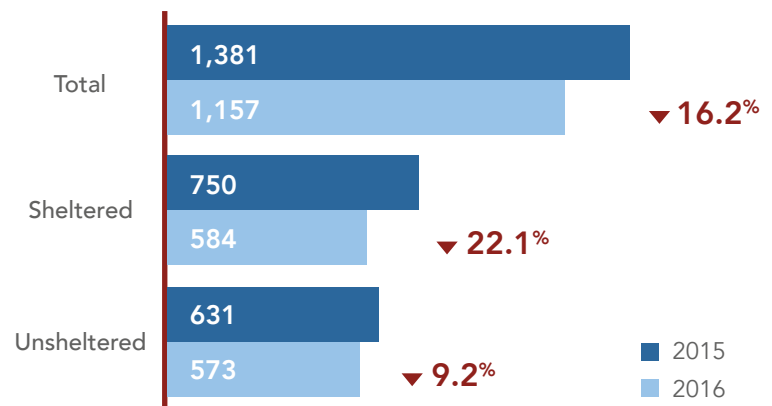
HOMELESS SUMMARY

Point-in-Time Count



HOMELESS SUMMARY: VETERANS

Point-in-Time Count*



UNSHeltered HOMELESS SUMMARY: VETERANS – Point-in-Time Count*

	2016	% of Unsheltered Veterans
Chronic Homeless Veterans	152	26.5
VA Medical/Health Care Services	257	44.8
Receives VA Compensation or Pension	109	19.0



*Estimates are extrapolated numbers derived from a sample of 136 veterans out of 1,109 adult surveys, and percentages are based on the adult homeless population.

4699 Murphy Canyon • San Diego, CA 92123 • www.rtfhsd.org • www.facebook.com/rtfhsd • www.twitter.com/rtfhsd

Photographs of homeless San Diegans, courtesy of Bear Guerra (<http://in-visible-project.org>)

Final PITC data for WeALLCount 2016



REGIONAL TASK FORCE
ON THE HOMELESS
"OUR COMMUNITY, OUR HOMELESS, OUR ISSUES"

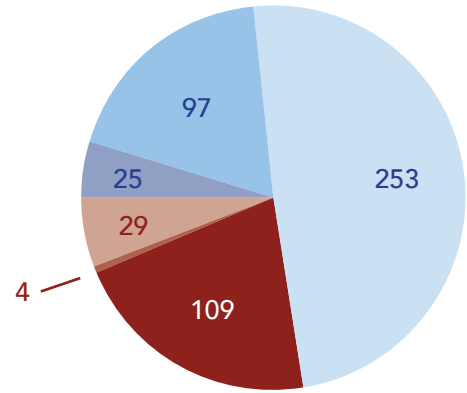
2016 WeALLCount

Data & Results: Veterans



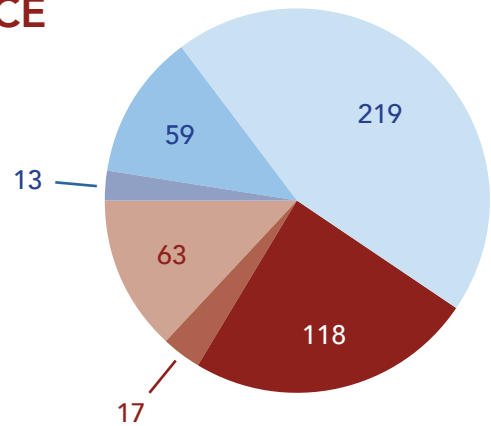
YEAR ENTERED MILITARY SERVICE

1941-1949 (WWII)	0%
1950-1963 (Korean War)	4.41%
1964-1975 (Vietnam War)	16.9%
1976-1990 (Post-Vietnam)	44.1%
1991-2001 (Persian Gulf)	19.1%
2002-2003 (Afghanistan)	0.73%
2004-2015 (Iraq)	5.1%



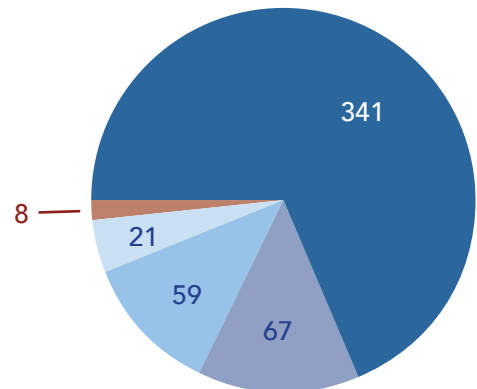
YEAR DISCHARGED FROM MILITARY SERVICE

1941-1949 (WWII)	0%
1950-1963 (Korean War)	2.2%
1964-1975 (Vietnam War)	10.3%
1976-1990 (Post-Vietnam)	38.2%
1991-2001 (Persian Gulf)	20.6%
2002-2003 (Afghanistan)	2.9%
2004-2015 (Iraq)	11%



NATURE OF DISCHARGE

Honorable	59.3%
General	11.8%
Other than honorable	10.3%
Dishonorable	3.7%
Medical	0%
Bad Conduct	1.5%



*Unsheltered estimates are extrapolated from a sample of 1,109 surveys; which include 136 veterans.

4699 Murphy Canyon • San Diego, CA 92123 • www.rtfhsd.org • www.facebook.com/rtfhsd • www.twitter.com/rtfhsd

Photographs of homeless San Diegans, courtesy of Bear Guerra (<http://in-visible-project.org>)

Final PITC data for WeALLCount 2016



REGIONAL TASK FORCE
ON THE **HOMELESS**
"OUR COMMUNITY, OUR HOMELESS, OUR ISSUES"