

Youth Count Data

2023 Point-in-Time Count Data

For the purposes of this data report we collected data on Transitional Aged Youth between the ages of 18 to 24. For the unsheltered count 169 youth were observed and 105 youth were interviewed out of 274 youth who were counted under the 2023 Youth unsheltered Point-in-Time Count. The 2023 Youth unsheltered Point-in-Time Count is conducted over a 1-week period and began on January 26, 2023.

2023 Point-in-Time Totals	
Unsheltered	Sheltered
274	465
Total: 739	

Homeless Profile	% of Unsheltered Persons*	# of Unsheltered Youth (18-24)
Veteran	4%	10
Female	31%	86
Parenting Youth Households* (total persons in household)	8%	8
Chronically Homeless	27%	73
First Time Homeless	53%	146
Became Homeless in San Diego	85%	232

*% Rounded to nearest whole number. Parenting Youth Households were determined by total youth interviewed.

2022-2023 Year Comparisons

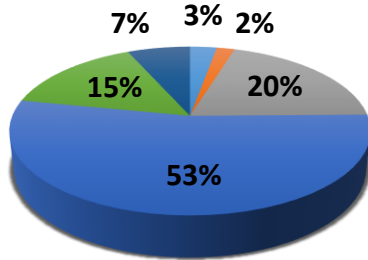
	2022 Total	2023 Total	2022-2023 Overall Change
Count	Total	Total	% of Total
Unsheltered (TAY)	266	274	3%
Sheltered (TAY)	401	465	16%



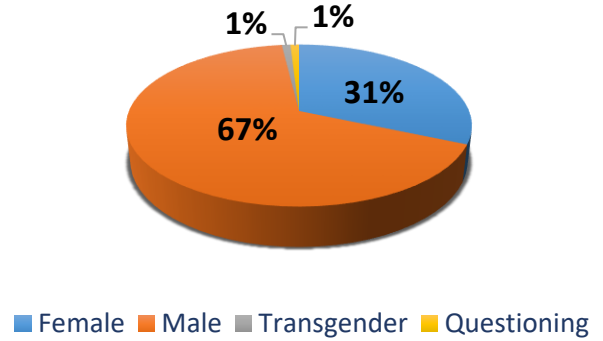
2023 Youth Unsheltered Demographics

RACE

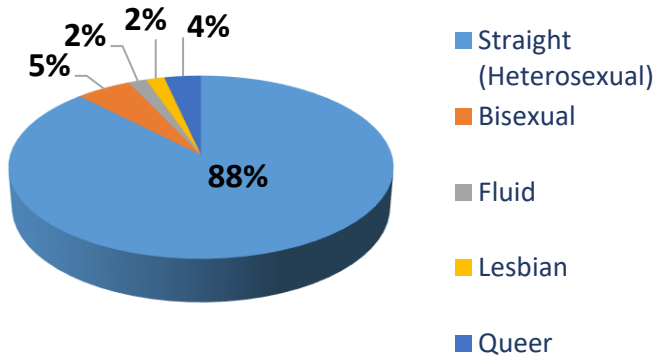
- American Indian
- Asian or Asian American
- Black, African American, or African American, or African
- Native Hawaiian or Pacific Islander
- White
- Multiple Races
- Unknown



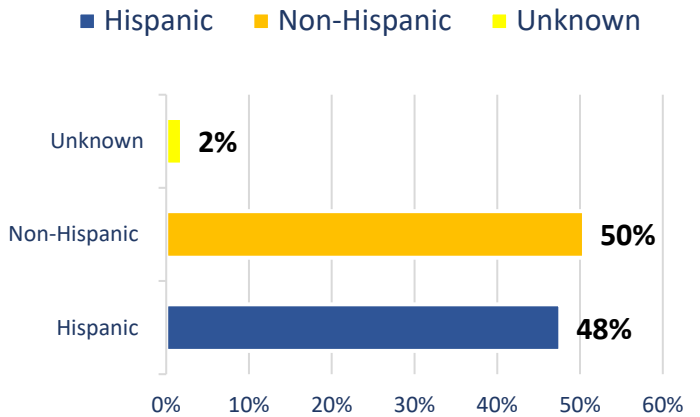
GENDER



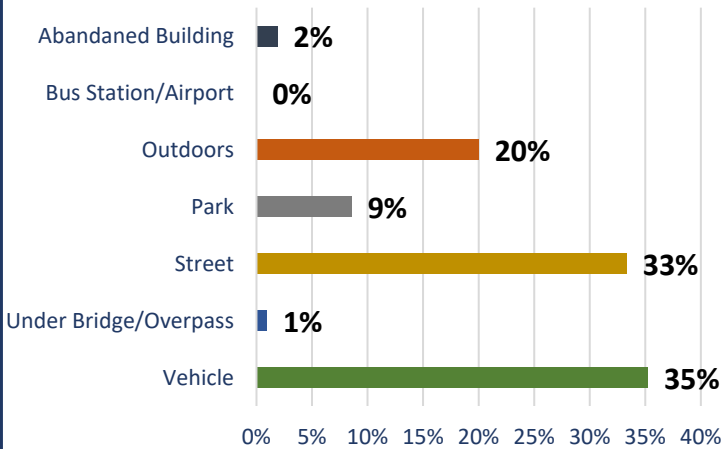
SEXUAL ORIENTATION



ETHNICITY



SLEEPING LOCATION



TAY REPORTING A DISABLING CONDITION

