

# San Diego CoC Region

## 2024 Point-in-Time Count Data

San Diego Region			
Emergency Shelter	Safe Haven	Transitional Housing	Unsheltered
3,177	60	1,258	6,110*
<b>Total: 10,605</b>			

\* Includes Caltrans Count of 592

Homeless Profile	% of Unsheltered Persons*	# of Homeless Persons	% Sheltered Persons*	# Sheltered Persons
Veteran	9%	544	7%	321
Female	28%	661	41%	1,858
Families	2%	142	32%	1,421
Youth	8%	465	30%	1,330
Chronically Homeless	44%	2,686	24%	1,072

\*Percentages rounded to nearest whole number

Housing Inventory	Beds	Utilization
Emergency Shelter	3,900	81%
Safe Haven	73	82%
Transitional Housing	1,921	65%
Permanent Supportive Housing	7,287	82%
Rapid Re-Housing	2,383	100%
Other Permanent Housing	1,988	89%



# 2023-2024

## Year Comparisons

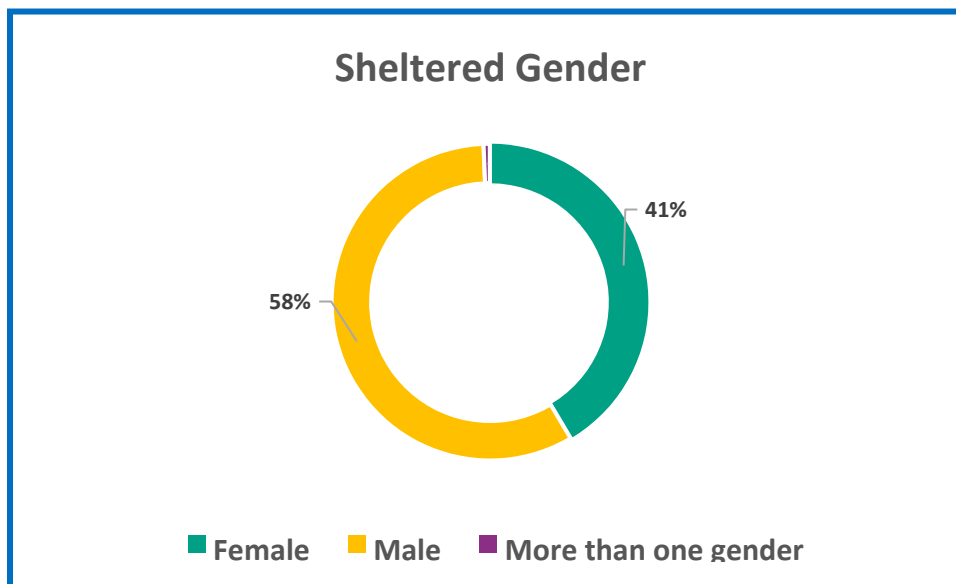
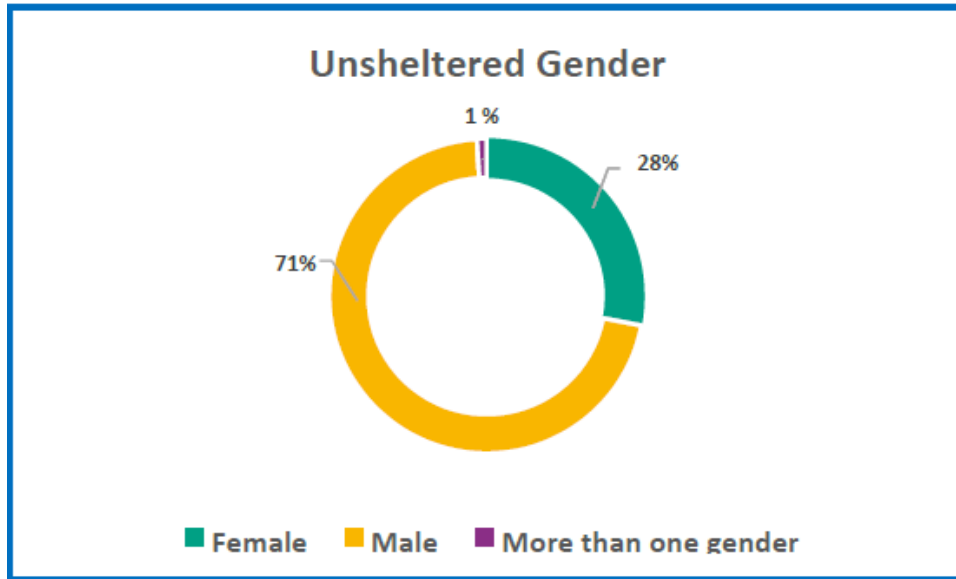
	2023 Total	2024 Total	2023-2024 Overall Change
<b>Region</b>	<b>Total</b>	<b>Total</b>	<b>% of Total</b>
San Diego Region	10,264	10,605	3%

	2023 Unsheltered	2024 Unsheltered	2023-2024 Unsheltered Change
<b>Region</b>	<b>Count</b>	<b>Count</b>	<b>% of Total</b>
San Diego Region	5,171	6,110	18%

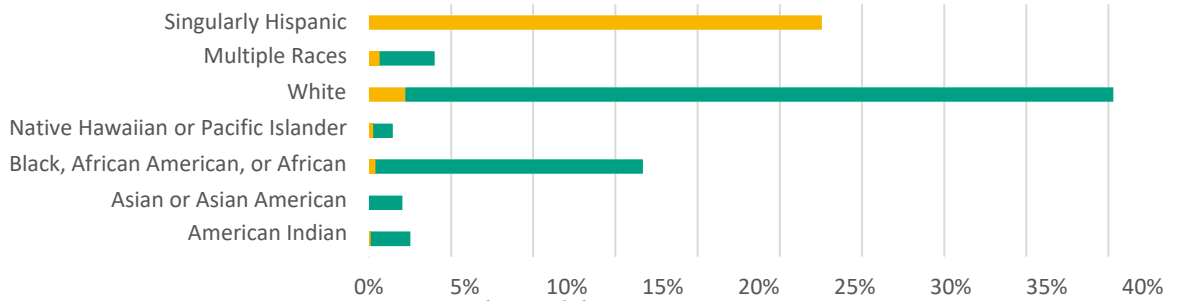
	2023 Sheltered				2024 Sheltered	2023-2024 Sheltered Change
<b>Region</b>	<b>ES</b>	<b>TH</b>	<b>SH</b>	<b>Total</b>	<b>Total</b>	<b>% of Total</b>
San Diego Region	3,895	1,148	50	5,093	4,495	-12%
<b>2024 Sheltered Count breakdown by Project Type</b>						
	<b>ES</b>	<b>TH</b>		<b>SH</b>		
	3,177	1,258		60		



# 2024 San Diego Region Demographics



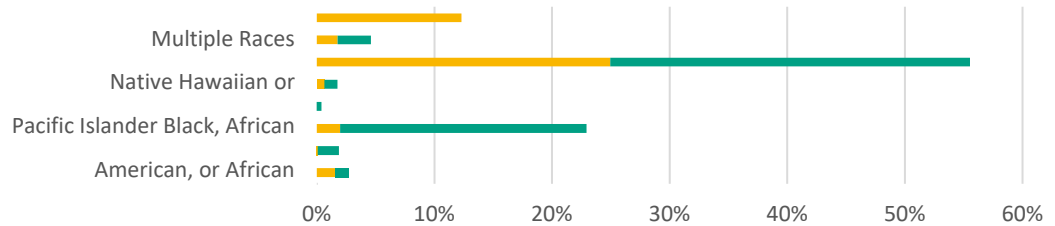
## Unsheltered Race



	American Indian	Asian or Asian American	Black, African American, or African	Native Hawaiian or Pacific Islander	White	Multiple Races	Singularity Hispanic
Hispanic	0%	0%	0%	0%	2%	1%	28%
Non-Hispanic	2%	2%	16%	1%	43%	3%	0

■ Hispanic ■ Non-Hispanic

## Sheltered Race



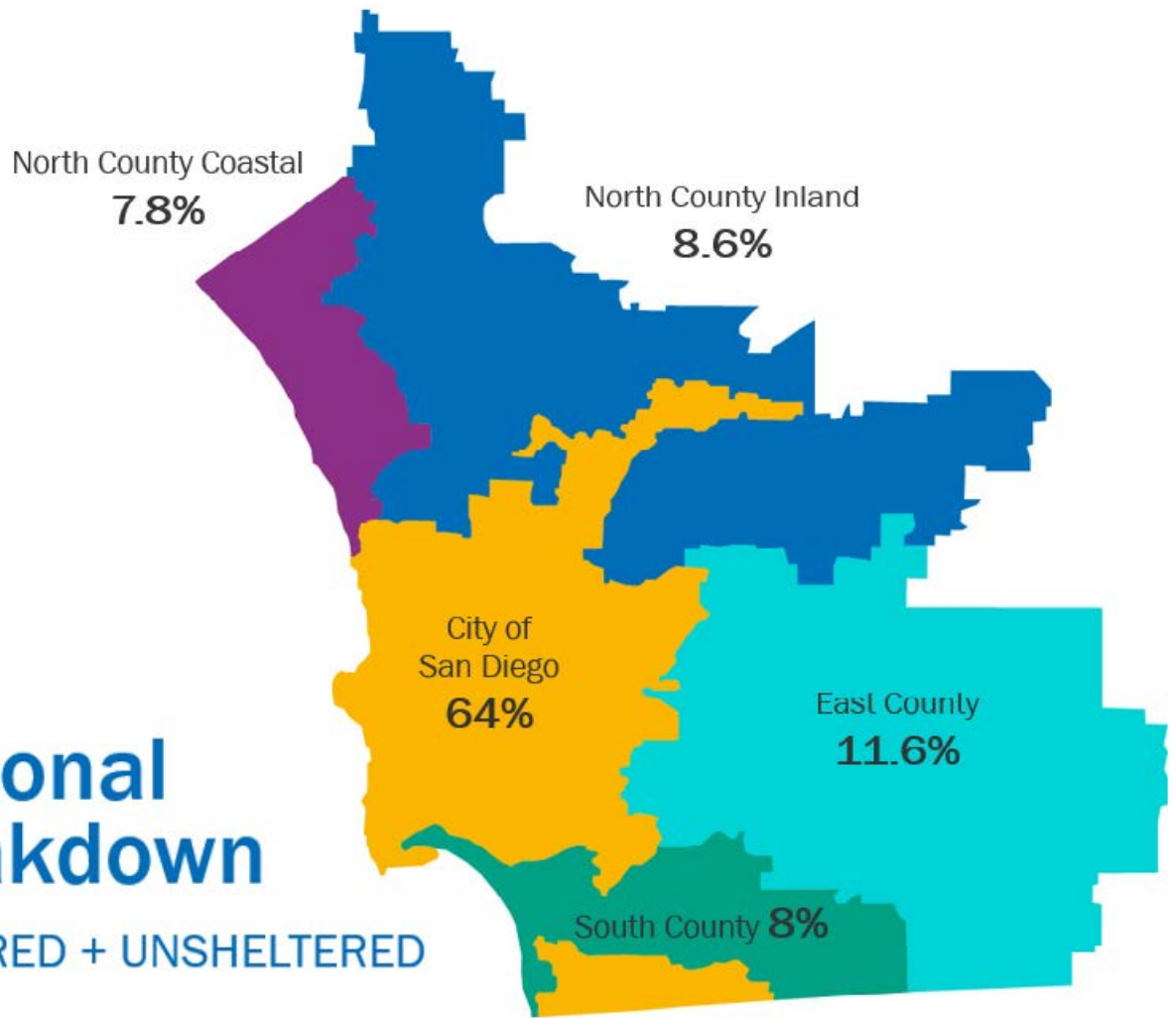
	American Indian, Alaska Native, or Indigenous	Asian or Asian American	Black, African American, or African	Middle Eastern or North African	Native Hawaiian or Pacific Islander	White	Multiple Races	Singularity Hispanic
Hispanic	2%	0%	2%	0%	1%	25%	2%	12%
Non-Hispanic	1%	2%	21%	0%	1%	31%	3%	0

■ Hispanic ■ Non-Hispanic



# Regional Breakdown

SHELTERED + UNSHELTERED



	% of the Region	Total Homeless Persons
City of San Diego	64%	6,783
North County Inland	8.6%	876
North County Coastal	7.8%	865
South County	8%	849
East County	11.6%	1,232

