

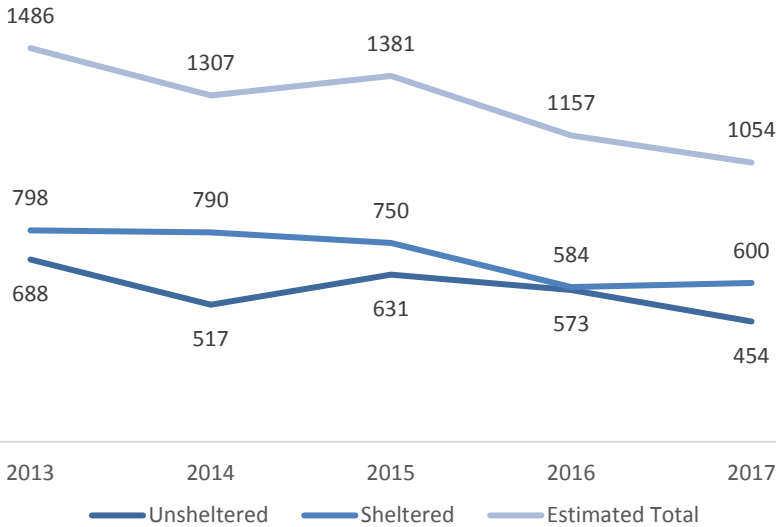
# 2017 WeALLCount

## Data & Results: Veterans



The Homeless Point-in-time Count, led by the Regional Task Force on the Homeless (RTFH), is how we determine how many homeless individuals and families we have in the San Diego Continuum of Care (CoC) on any given night. This snapshot allows the region to make informed decisions about our county and work toward sustainable solutions to homelessness.

### HOMELESS SUMMARY: VETERANS



**-29%**

Decrease in total veteran homelessness since 2013

**-9%**

Decrease in total veterans between 2016 and 2017

**1,054**

Total homeless veterans counted in the 2017 Point-in-Time Count

**600 Sheltered** (+3% from 2016)  
**454 Unsheltered** (-21% from 2016)

### UNSHELTERED HOMELESS SUMMARY: VETERANS - Point-in-Time Count\*

	2017	% of Unsheltered Veterans
Chronic Homeless Veterans	253	56%
VA Medical/Health Care Services	190	42%
Receives VA Compensation or Pension	81	18%



\*Estimates are extrapolated numbers derived from a sample of 117 veterans out of 1,087 adult surveys, and percentages are based on the adult homeless population.



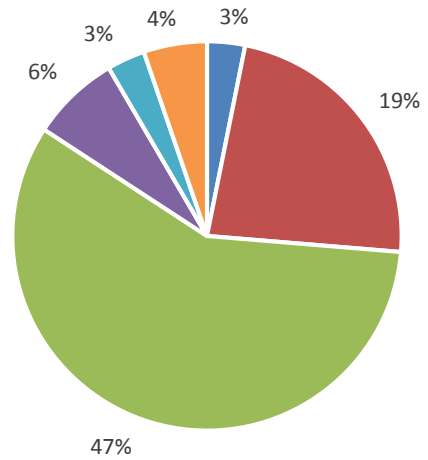
# 2017 WeALLCount

## Data & Results: Veterans



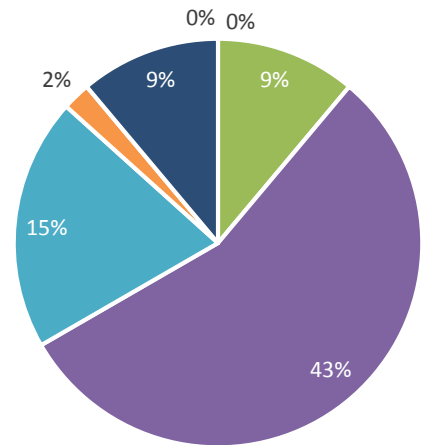
### YEAR ENTERED MILITARY SERVICE

<span style="color: #0056b3;">■</span> 1941-1949 (WWII)	<b>0%</b>
<span style="color: #0056b3;">■</span> 1950-1963 (Korean War)	<b>3%</b>
<span style="color: #c00000;">■</span> 1964-1975 (Vietnam War)	<b>19%</b>
<span style="color: #70ad47;">■</span> 1976-1990 (Post-Vietnam)	<b>47%</b>
<span style="color: #6a3d9a;">■</span> 1991-2001 (Persian Gulf)	<b>6%</b>
<span style="color: #00a0c0;">■</span> 2002-2003 (Afghanistan)	<b>3%</b>
<span style="color: #ff8c00;">■</span> 2004-2015 (Iraq)	<b>4%</b>



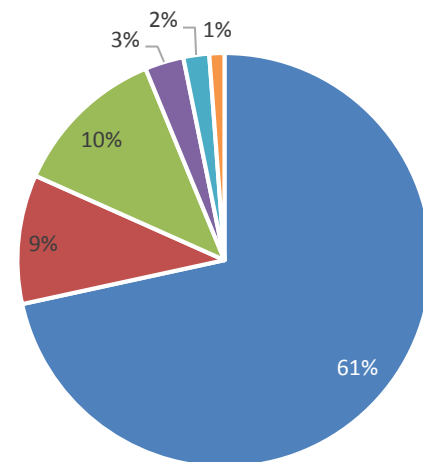
### YEAR DISCHARGED FROM MILITARY SERVICE

<span style="color: #0056b3;">■</span> 1941-1949 (WWII)	<b>0%</b>
<span style="color: #0056b3;">■</span> 1950-1963 (Korean War)	<b>0%</b>
<span style="color: #70ad47;">■</span> 1964-1975 (Vietnam War)	<b>9%</b>
<span style="color: #6a3d9a;">■</span> 1976-1990 (Post-Vietnam)	<b>43%</b>
<span style="color: #00a0c0;">■</span> 1991-2001 (Persian Gulf)	<b>15%</b>
<span style="color: #ff8c00;">■</span> 2002-2003 (Afghanistan)	<b>2%</b>
<span style="color: #0056b3;">■</span> 2004-2015 (Iraq)	<b>9%</b>



### NATURE OF DISCHARGE

<span style="color: #0056b3;">■</span> Honorable	<b>61%</b>
<span style="color: #c00000;">■</span> General	<b>9%</b>
<span style="color: #70ad47;">■</span> Other than honorable	<b>10%</b>
<span style="color: #6a3d9a;">■</span> Dishonorable	<b>3%</b>
<span style="color: #ff8c00;">■</span> Medical	<b>1%</b>
<span style="color: #00a0c0;">■</span> Bad Conduct	<b>2%</b>



\*Unsheltered estimates are extrapolated from a sample of 1,087 surveys; which include 117 veterans

4699 Murphy Canyon • San Diego, CA 92123 • [www.rtfhsd.org](http://www.rtfhsd.org) • [www.facebook.com/rtfhsd](https://www.facebook.com/rtfhsd) • [www.twitter.com/rtfhsd](https://www.twitter.com/rtfhsd)

Photographs of homeless San Diegans, courtesy of Bear Guerra (<http://in-visible-project.org>)

Final PITC data for WeALLCount 2017



**REGIONAL TASK FORCE**  
ON THE **HOMELESS**  
"OUR COMMUNITY, OUR HOMELESS, OUR ISSUES"