

2025 Point-in-Time Count Data

Since 2017, RTFH has partnered with the San Diego County Sheriff's Office to conduct surveys of incarcerated persons as part of the Point-in-Time Count. In 2025, seven jails participated. On the night of the count in January, 3,956 persons were incarcerated, and 1,009 persons (26%) were asked to participate in the count. Of those surveyed, **37%**, totaling 376 persons, reported experiencing unsheltered homelessness prior to their arrest.

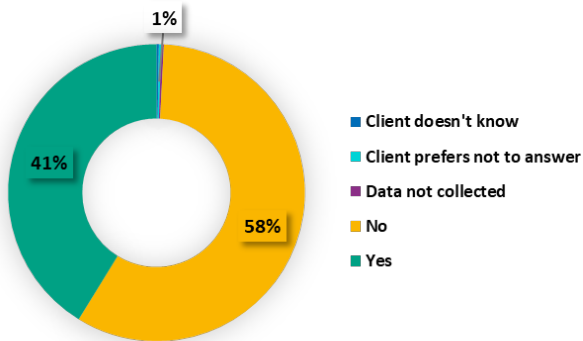
Homeless Profile	% of Unsheltered Persons
First Time Homeless	40%
% of those surveyed who became homeless in San Diego County	86%
% of those surveyed who were a former ward of child welfare or a foster care agency	17%
% of those surveyed who are experiencing homelessness for 12 months or longer	45%
% of those surveyed who are Transitional Age Youth (18-24)	6%
% of those surveyed who served on active duty in the U.S. Armed Forces	5%

Additional Data

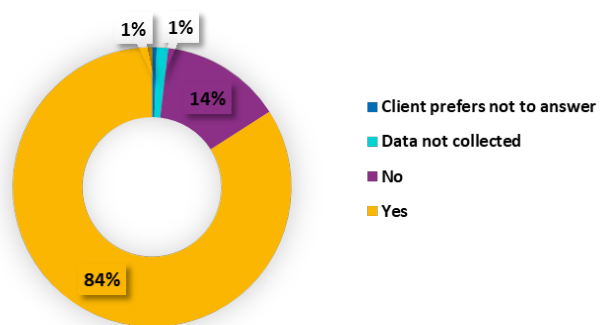
Age Breakdown	
18 to 24	6%
25 to 34	36%
35 to 44	32%
45 to 54	18%
55 to 64	6%
65 or Above	1%
Undefined	1%
Race and Ethnicity Breakdown	
American Indian, Alaska Native, or Indigenous	5%
Asian or Asian American	2%
Asian or Asian American; Black, African American, or African; White	0%
Asian or Asian American; Hispanic/Latina/e/o	0%
Asian or Asian American; White	0%
Black, African American, or African	16%
Black, African American, or African; Native Hawaiian or Pacific Islander	1%
Client doesn't know	1%
Client prefers not to answer	2%
Data not collected	1%
Hispanic/Latina/e/o	44%
Middle Eastern or North African	1%
Native Hawaiian or Pacific Islander	2%
Native Hawaiian or Pacific Islander; Hispanic/Latina/e/o	1%
White	23%
White; Hispanic/Latina/e/o	0%
<i>Note: Percentages are rounded to the nearest whole number. Categories shown as 0% each have at least one respondent; the total percentages equal 100%</i>	

Additional Data

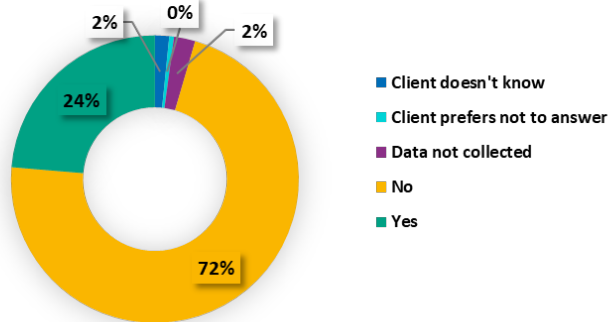
Prior History in Juvenile Detention Facilities



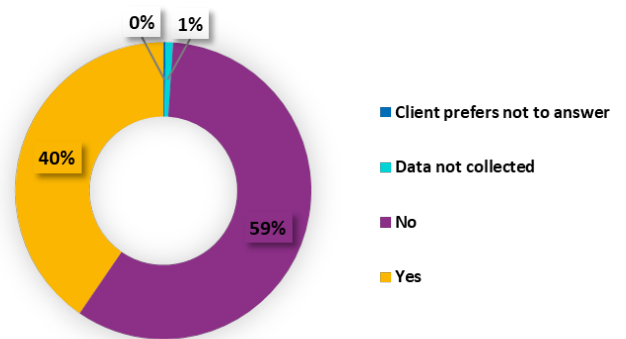
Previous History of Jail and/or Prison Arrests



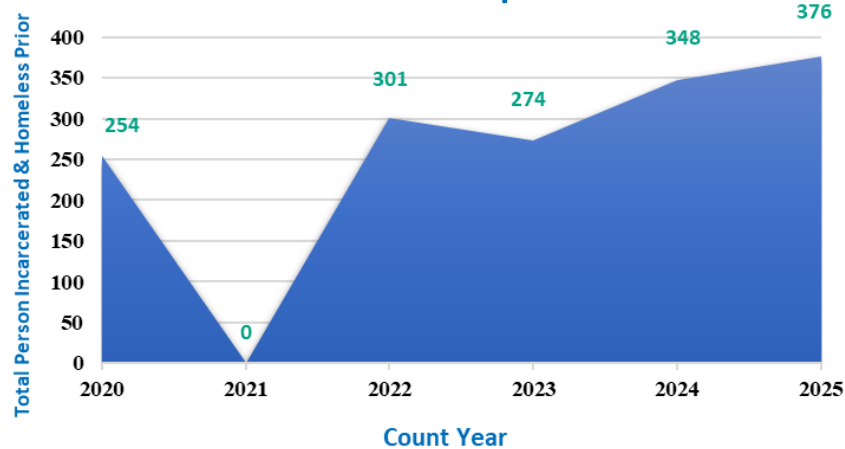
Loss of prior Housing due to Lack of Safety or Life Threatening Conditions related to violence



First Time Homeless prior to Arrest



Year to Year Comparision



Note: In 2021, there was no count conducted due to the COVID-19 Pandemic.

Key Findings

- The percentage of incarcerated persons who reported experiencing unsheltered homelessness before their arrest increased from 36% in 2024 to 37% in 2025, a 1% increase.
- 40% of surveyed persons who were unsheltered said it was their first experience of homelessness, down from 52% in 2024 (a 12% decrease).
- 20% of unsheltered persons reported living in a vehicle the night of their arrest, a slight increase from 19% in 2024.
- 41% of unsheltered persons had a history of juvenile detention, down from 43% in 2024.
- 84% of unsheltered persons had been previously incarcerated in jail or prison, a decrease from 89% in 2024 (a 5 % drop).
- 24% of those unsheltered before arrest said they left permanent housing due to safety concerns or violence, up slightly from 23% in 2024.