

ONCE EACH YEAR, HUNDREDS OF VOLUNTEERS SPAN THE COUNTY TO LOCATE AND COUNT OUR NEIGHBORS LIVING WITHOUT PERMANENT SHELTER. THIS DATA IS A CRUCIAL COMPONENT TO OUR ABILITY TO REDUCE AND END HOMELESSNESS IN SAN DIEGO.

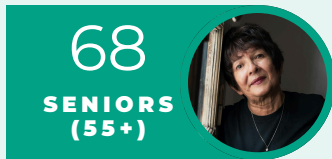


760 TOTAL COUNT

208

TOTAL UNSHELTERED*

(*INCLUDES UNINCORPORATED COMMUNITIES AND 31 FROM CALTRANS COUNTY)



41% CHRONIC HOMELESS

552

TOTAL SHELTERED



13% CHRONIC HOMELESS

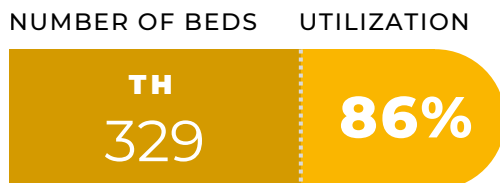
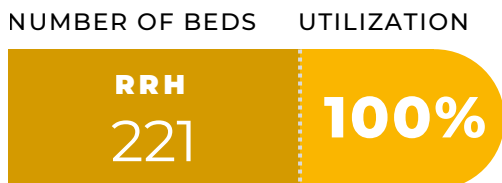
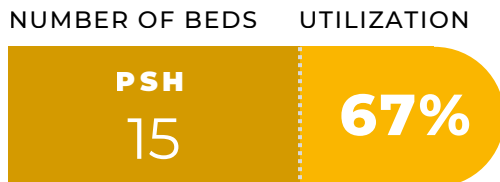
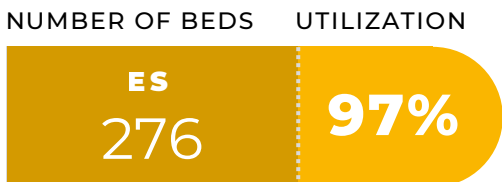
UNSHELTERED % CHANGE

	2026 TOTAL	2025 TOTAL	% CHANGE
El Cajon	208	344	-39.5%

SHELTER BY TYPE

	ES	TH	SH	2026 TOTAL	2025 TOTAL	% CHANGE
El Cajon	268	284	0	552	695	-20.58%

SHELTER HOUSING INVENTORY COUNT (HIC) BEDS & UTILIZATION BY TYPE



REGIONAL YEAR OVER YEAR CHANGE	2026	2025		% Change
TOTAL COUNT	9,803	9,905	→	-1%
TOTAL UNSHELTERED	5,108	5,714	→	-11%
TOTAL SHELTERED	4,695	4,191	→	12%

San Diego County

Unsheltered and Sheltered Combined Totals by Region

