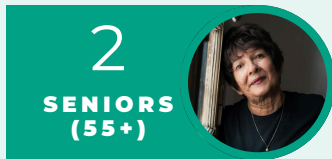



ONCE EACH YEAR, HUNDREDS OF VOLUNTEERS SPAN THE COUNTY TO LOCATE AND COUNT OUR NEIGHBORS LIVING WITHOUT PERMANENT SHELTER. THIS DATA IS A CRUCIAL COMPONENT TO OUR ABILITY TO REDUCE AND END HOMELESSNESS IN SAN DIEGO.




19
TOTAL UNSHELTERED*

(*INCLUDES 1 FROM CALTRANS COUNT)



63% CHRONIC HOMELESS

14
TOTAL SHELTERED



0% CHRONIC HOMELESS

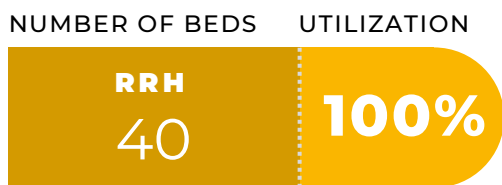
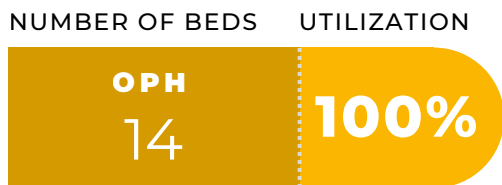
UNSHELTERED % CHANGE

	2026 TOTAL	2025 TOTAL	% CHANGE
Santee	19	53	-64.1%

SHELTER BY TYPE

	ES	TH	SH	2026 TOTAL	2025 TOTAL	% CHANGE
Santee	14	0	0	14	0	0.00%

SHELTER HOUSING INVENTORY COUNT (HIC) BEDS & UTILIZATION BY TYPE



REGIONAL YEAR OVER YEAR CHANGE	2026	2025		% Change
TOTAL COUNT	9,803	9,905	...→	-1%
TOTAL UNSHELTERED	5,108	5,714	...→	-11%
TOTAL SHELTERED	4,695	4,191	...→	12%

San Diego County

Unsheltered and Sheltered Combined Totals by Region

